

2014



**ski-doo**



# IT'S TECHNOLOGY YOU'LL ONLY FIND ON SKI-DOO SLEDS.

The tMotion™ suspension and FlexEdge™ track. Just two of the many Ski-Doo® technologies derived from BRP's rider-centric design philosophy. This philosophy guides us as we make sleds that truly take advantage of your mountain riding skills. Whether it's elegantly boondocking in deep powder, holding the perfect sidehilling line or getting air off a cornice, you'll see there's a Ski-Doo sled made specifically for you.

VISIT [SKI-DOO.COM](http://SKI-DOO.COM) TO GET MORE DETAILS.



## THERE'S A SKI-DOO SLED FOR EVERY RIDER AND RIDING STYLE.

- Mountain: Summit and Freeride.** High-altitude sleds that are really agile and powerful for effortlessly carving deep snow.
- Crossover: Renegade.** Versatility and comfort for carving corners or carving deep snow with ease.
- Trail Performance: MX Z.** Precision handling with unmatched suspension performance for tackling trails, no matter how beat-up or challenging.
- Luxury Trail Performance: GSX.** Excellent handling and performance and packed with high tech and convenience features.
- Trail Touring: Grand Touring.** Loaded with all features for top comfort and convenience for 2-up trail cruising.
- Touring Utility: Expedition.** Unique combination of features for riding trails, working or exploring off-trail.
- Sport-Utility: Tundra and Skandic.** On- and off-trail snowmobiles that can play as hard as they work.

2014 Spring Exclusives .....	4
Rotax® Engines .....	6
Mountain .....	8
Mountain Technology .....	10
Summit® .....	12
Freeride™ .....	13
Crossover .....	14
Crossover Technology .....	16
Renegade® .....	18
Renegade Backcountry™ .....	19
Trail .....	20
Trail Performance Technology .....	22
MX Z® .....	24
Trail Touring Technology .....	26
GSX® .....	28
Grand Touring .....	29
Utility .....	30
Sport-Utility Technology .....	31
Expedition® .....	32
Skandic® .....	33
Tundra™ .....	34
Riding Gear & Accessories .....	35
Specifications .....	40

# GET MORE WHEN YOU BUY IN SPRING UNTIL APRIL 16, 2013

With Ski-Doo, it's not just a spring promotion, it's a great spring opportunity. Buying your 2014 sled during spring gives you more exclusive choices, more options, more benefits and the best offer of the year. Visit [ski-doo.com](http://ski-doo.com) to get all the details on these X models.



Freeride with Transition Wrap • MCode Jacket + Pants

Performed by a highly skilled rider. Do not attempt if beyond your riding capability.



### Spring-Exclusive Models

Ordering during spring is the only way to get our most technologically advanced snowmobiles with the greatest set of features, not to mention exclusive color choices.

### Guaranteed Best Offer of the Year

There's no reason to wait for a better deal next fall or winter, because we guarantee our spring promotional offer will be the best one offered in 2013. And if, for some reason, we do make a more generous offer later, we will credit you twice the difference. In this case, waiting doesn't pay.

### Custom Wrap Kits

If you want your sled to be as unique as your signature, check this out. When ordering a spring performance model, choose a free wrap kit as one of your incentives:



### Platinum Owners Club

Ordering in spring means you're one of our best customers. And the Ski-Doo Platinum Owners Club ensures you'll be treated like one. You automatically become a Platinum Owner when you buy during spring. A membership includes:

- Free welcome kit with exclusive Ski-Doo gifts and membership card
- Dedicated BRP customer help line
- Special parts, accessories and riding gear offers
- VIP invitations to BRP events
- VIP treatment at your Ski-Doo dealership

### MX Z X-RS™

Color: Matte Black/Yellow  
Platform: REV-XS™ RS  
Engine: E-TEC® 800R, E-TEC 600 H.O.  
Suspension: rMotion™ + Quick Adjust™ System (option)  
Shocks: KYB™ Pro 40

#### Features over X package:

- Incredibly capable KYB Pro 40 shocks
- Wide running boards
- Forward steering post standard

For extreme riders who demand the capability of a race sled.



### MX Z X®

Color: Matte Black/Black, Orange/Black  
Platform: REV-XS, REV-XR™  
Engine: E-TEC 800R, E-TEC 600 H.O., 4-TEC® 1200  
Suspension: rMotion + Quick Adjust System (option)  
Shocks: HPG™ Plus R front, HPG Plus center, KYB Pro 36 rear

#### Features over in-season TNT:

- Quick Adjust System (option)
- Premium shock package
- Premium gauge cluster
- Racing brake pad
- Backlit handlebar control
- Handguards



### RENEGADE X

Color: Matte Black/Black, White/Red  
Platform: REV-XS, REV-XR  
Engine: E-TEC 800R, E-TEC 600 H.O., 4-TEC 1200  
Suspension: rMotion + Quick Adjust System (option)  
Shocks: HPG Plus R front, HPG Plus center, KYB Pro 36 rear

#### Features over in-season Adrenaline:

- Quick Adjust System (option)
- Premium shock package
- Premium gauge cluster
- Racing brake pad
- Backlit handlebar control
- Handguards



### RENEGADE BACKCOUNTRY X

Color: Matte Black/Black, White/Red  
Platform: REV-XS  
Engine: E-TEC 800R, E-TEC 600 H.O.  
Suspension: rMotion + Quick Adjust System (option)  
Shock: HPG Plus R front, HPG Plus center, KYB Pro 36 rear

#### Features over in-season Backcountry:

- Quick Adjust System (option)
- Premium shock package
- Premium gauge cluster
- Racing brake pad
- Backlit handlebar control
- Handguards



### SUMMIT X

Color: Matte Black/Red, Black, White/Red  
Platform: REV-XM™  
Engine: E-TEC 800R  
Track: 146, 154, 163 in. PowderMax™ 2 with FlexEdge™  
Suspension: tMotion™  
Shocks: HPG Plus

#### Features over in-season SP:

- Lightweight HPG Plus shocks
- Tapered aluminum handlebar
- 5 lb (2.3 kg) lighter



### FREERIDE

Color: White/Grey/Manta Green  
Platform: REV-XM RS  
Engine: E-TEC 800R  
Track: 146, 154 in. PowderMax 2 with FlexEdge; 137 in. PowderMax  
Suspension: tMotion (146, 154), rMotion (137)  
Shocks: KYB Pro 40 R front, KYB Pro 40 rear

The most extreme mountain sled only offered in spring.



### EXPEDITION SE

Color: White/Black  
Platform: REV-XU™  
Engine: 4-TEC 1200, E-TEC 600 H.O.  
Track: 20 x 154 x 1.25 in. (51 x 391 x 3.2 cm)  
Suspension: SC™-5U with Air Control Suspension  
Shocks: Motion Control front and center, HPG ACS rear

#### Features over in-season Expedition:

- Air Control Suspension
- Heavy-duty front bumper
- 12 V accessory outlets
- WARN winch (1,500 lb/680 kg)
- Skid plate
- Tilt steering
- High-capacity battery
- Cargo box



### WRAP OPTIONS\*

For 2013, we are offering more than 40 wrap-kit designs from industry-leader SCS Unlimited. You can also customize your wrap's color theme and add your name, a number and a decal for the tunnel, tank and seat. The wrap kits shown below are exclusive to the REV-XS and REV-XM platforms.



Color Burst Cubic Guardian



Plaid Out Rise Above Transition

Options are also available for our female riders.



Disco Honey Doo Winter Bloom

VIEW ALL THE OPTIONS AT [SCSSKIDOWRAP.COM](http://SCSSKIDOWRAP.COM)

## ROTAX ENGINES

**WE LIKE TO CALL OUR ROTAX ENGINEERS MAGICIANS.** After all, for the last 50 years they've been delivering snowmobile engines that do what others said was impossible. Like lightweight 2-stroke engines that deliver the most horsepower out of every engine cc while using less fuel and producing less emissions than many 4-strokes. Or 4-stroke engines that achieve fuel economy as impressive as automobiles.



## 2-STROKE



E-TEC 800R

### ROTAX E-TEC ENGINES

There is no 2-stroke engine technology more advanced than E-TEC. It delivers the most-sought-after attributes in the entire snowmobile industry—adrenaline-surging power in addition to easy handling and light weight.

But with E-TEC technology, you also get a lot more:

- Industry-leading fuel economy
- Best-in-class oil economy
- Virtually no smoke or smell
- Light, linear throttle pull
- Easy pull-starts
- Ultra-smooth idle
- Automatic summerization process

### E-TEC 800R

Monster power, yet smooth, linear and manageable thanks to E-TEC technology.

- 163+ horsepower\*
- Up to 19 mpg (12.3 L/100 km) trail fuel economy\*\*

### E-TEC 600 H.O.

With its combination of power, smoothness and ease of operation, no wonder it's the best-selling 600 cc engine in the industry<sup>‡</sup>

- 120 horsepower
- Up to 21 mpg (11.3 L/100 km) trail fuel economy\*\*

### ROTAX POWERT.E.K. 800R

Smart carburetor technology generates ample power—more than 151 hp—and compensates for altitude and atmospheric pressure, all at a great price.

### ROTAX 600 CARB

Lots of liquid-cooled performance for a little price.

### ROTAX 550 FAN

The most economical engine choice available.

## 4-STROKE

### ROTAX ACE™ ENGINES

With the Advanced Combustion Efficiency (ACE) family of engines, BRP engineers have created the most efficient engines in snowmobiling while also ensuring maximum power delivery. They've optimized the combustion system, reduced mechanical friction and freed intake and exhaust breathing.

Not only are ACE engines efficient, they are a pleasure to operate and own. Very little maintenance is required, and they run smoothly and produce a nice, solid—yet quiet—sound.

For 2014, there are now two members of the ACE engine family:



### NEW ACE 900

3 cylinders. 50% more power and 77% more torque than the ACE 600 engine. Up to 23 mpg (10 L/100 km)<sup>‡</sup> It is paired with the Intelligent Throttle Control (iTC™) system for added efficiency and functionality. It's the industry's first throttle-by-wire system providing an ultra-smooth engagement and seamless power delivery. To say it's an evolution of the 600 is an understatement.



### THE iTC SYSTEM OPENS UP A WHOLE NEW RANGE OF BENEFITS FOR SNOWMOBILERS:



#### Driving Modes

Choose from three driving modes, simply by pushing a button on the console. Standard mode ensures a smooth start, linear acceleration and limited torque above certain speeds; Sport has no performance limitations and full acceleration; ECO™ limits torque, top speed and acceleration rates to deliver a more relaxed, fuel-conserving ride.



#### Learning Key

A Learning Key™ version of the electronic D.E.S.S.™ safety tether limits the speed and acceleration of the vehicle, ideal for assisting novice snowmobilers in gaining experience safely.



### ACE 600

2 cylinders. 60 hp. Up to 28 mpg (8.5 L/100 km)<sup>‡</sup> the industry's best.



### ROTAX 4-TEC 1200

The Ski-Doo performance 4-stroke, the 4-TEC 1200 triple-cylinder engine uses valve train technology from Formula 1<sup>®</sup> auto racing to pump out 130+ horsepower with exciting trail torque. It also achieves excellent fuel economy and a signature sound tuned to the sled model.

**Environmentally Friendly:** Most Ski-Doo snowmobiles equipped with Rotax 4-stroke engines meet the extremely tough Best Available Technology (BAT) requirements for emissions and sound, which is required for entry into Yellowstone and Grand Teton U.S. National Parks.

**TO LEARN MORE ABOUT OUR HIGH-PERFORMANCE ROTAX ENGINES, VISIT SKI-DOO.COM.**

\*Result based on independent third-party dyno test. \*\*Data based on internal engineering testing on a MX Z TNT. †Based on retail sale results as of January 1, 2013. ‡Data based on internal engineering testing on a GSX LE in its ECO driving mode. †Result based on internal engineering testing on a MX Z Sport.

# MOUNTAIN


NO SNOWMOBILES ARE MORE SPECIALIZED FOR POWDER RIDING than the 2014 Ski-Doo Summit and Freeride sleds. Every element of the REV-XM platform was designed to put you in control. The result is so responsive, the only body language it doesn't react to is the smile on your face.



Summit X • Helium 30 Jacket + Highpants



Summit Sport • Helium 30 Jacket



"Backcountry Expert  
Carl Kuster, CKMP"



MCode Jacket + Pants



Summit SP • XP-R2 Carbon Light Helmet



XP-2 Mountain Pro Cross Pikes Helmet



"Backcountry Expert  
Bret Rasmussen,  
Ride Rasmussen Style"



Freeride • Helium Boots




Summit X



tMotion Rear Suspension



FlexEdge Technology



REV-XM RS Chassis

## 1 tMOTION REAR SUSPENSION

The freshest idea for mountain sleds in years, the tMotion suspension is key to the instant response and effortless handling of the 2014 Summit and Freeride sleds. A ball joint at the rear arm and a split front arm enable the skid to pivot 2 degrees in either direction, greatly reducing the effort to pull the sled over. The effect is ultra-responsive, yet totally predictable handling. The progressive motion ratio smooths the junk on the way to the powder, and has more capability for big bumps and drops.

## 2 FLEXEDGE TECHNOLOGY

Working in conjunction with the tMotion suspension, FlexEdge technology allows the outside of the track to bend, further reducing boondocking and sidehilling effort. We accomplish this by shortening the fiberglass reinforcing rods by 2 inches (5 cm) on both ends—so a 16-in (41 cm) track actually maneuvers like a 12-in (30 cm) track without sacrificing the flotation or traction Ski-Doo mountain sleds are known for.

## 3 REV-XM PLATFORM

The legendary REV-X™ platform's light, yet strong chassis and flexible riding position is specialized for deep snow riding. Side panels are powderdynamically shaped to reduce roll-up effort and easily slide through powder—especially in sidehilling. Polypropylene material reduces weight.

## 4 NEW REV-XM RS CHASSIS

Provides every benefit of the REV-XM chassis and adds reinforcements. Like strong, wide running boards with extra-large snow evacuation holes. It's a combination that helps you take on more freeriding punishment. (Freeride models only)

## 5 FORWARD FOOT POSITION

You can get right in line with the steering post and mass center for added leverage and less effort, thanks to 8 inches (20 cm) of added room up front on the running board edges. And you can get radically forward for extremely technical moves.

## 6 SKI STANCE

A narrow 35.7-in (91 cm) stance on Summit models strikes the ideal balance between front-end powder maneuverability and stability. Freeride sleds have a 38.4-in (98 cm) stance for a more confident landing. Both are easily adjustable to be 1.7-in (4.3 cm) wider.

## 7 PILOT™ DS 2 SKIS

Single-keel with excellent sidehilling bite, thanks to thin outer edges. Narrow and thin, yet stiff. Shorter behind its complementary spindle with a flat tail for easier countersteering and sidehilling.

## 8 ROTAX E-TEC 800R ENGINE

Advanced technology enables this direct-injection 2-stroke to check everything off a mountain rider's wish list: big power (163 hp), instant throttle response, light weight. Plus, it starts easily, even after being upside-down.

## 9 SPECIALIZED ERGONOMICS

Everything a rider touches has been designed around him. A stand-up position feels natural. The handlebars are in just the right spot. The semi-rigid grab bar fits your hand perfectly. Your shins will be grateful for the smooth side panels. There are even boot grips on top of the ski spindles for extreme moves.

OTHER FEATURES



## REV-XM RUNNING BOARDS

Massive, strategically shaped openings—87% larger than REV-XP™ openings—keep the boards clear. A taller, extruded edge adds stiffness and has aggressive boot grips. You stay in contact and in control.



## REV-XM LIGHTWEIGHT SEAT

It supports you on the way to the play areas. When you reach the deep stuff, it's designed to get out of your way. Narrow and compact design makes it easy to move from one side of the sled to the other. Plus, there's 0.8 gal (3 L) of storage in the rear.



## MINIMALIST CONTROLS

We reduced the switchgear on the handlebars to the absolute essentials to eliminate interference. Most buttons are moved to the console, while the remaining high-beam and electric start/RER™ buttons are shielded from inadvertent activation.



## FLAT GAUGE

The sharply styled cluster is flat-mounted on the console for easy reading during stand-up riding. With E-TEC engines, a message center alerts you when rpm reaches 8300, reminding you to adjust clutching. At start-up, it indicates the percentage of break-in left.



## LINQ MOUNTING SYSTEM

BRP's exclusive LinQ™ system is the fastest and most secure way to attach items to a sled. Several bags and a fuel caddy are offered as accessories. And all compatible 2014 Ski-Doo snowmobile tunnels are premarked for installing the LinQ Cargo Base Kit.



## GLOVE BOX

This 1 gal (4 L) glove box is the ideal solution for items you want to keep close and dry, such as gloves or goggles. Available accessories, including a liner, heater and extension/GPS mount, add even more functionality.

## SUMMIT

AREAS YOU HAVEN'T SEEN AND CHALLENGING MANEUVERS ARE NOW WITHIN YOUR REACH. With effortless ridability and easily modulated power, each Summit sled is designed to get the most out of its most important component: you.



Summit X • XP-R2 Carbon Light Blaze Helmet + Helium Goggles

SPRING-EXCLUSIVE

### SUMMIT X



**COLOR:** Black, Matte Black/Red, White/Red



**PLATFORM:** REV-XM

**ENGINE:** E-TEC 800R

**TRACK:** 146, 154, 163 in. PowderMax 2 with FlexEdge

**SUSPENSION:** tMotion

**SHOCKS:** HPG Plus

**FEATURES OVER SP:**

- Lightweight HPG Plus shocks
- Tapered aluminum handlebar

### SUMMIT SP



**COLOR:** Black, Orange/Black



**PLATFORM:** REV-XM

**ENGINE:** E-TEC 800R, E-TEC 600 H.O.

**TRACK:** 146, 154, 163 in. PowderMax 2 with FlexEdge

**SUSPENSION:** tMotion

**SHOCKS:** HPG

**FEATURES OVER SPORT:**

- REV-XM platform
- Lightweight HPG center shock
- Multifunction gauge cluster

### SUMMIT SPORT



**COLOR:** Black



**PLATFORM:** REV-XP

**ENGINE:** PowerT.E.K. 800R, 600 Carb

**TRACK:** 154 in. (800), 146 in. (600) PowderMax with FlexEdge

**SUSPENSION:** tMotion

**SHOCKS:** Motion Control front and center, HPG rear

**FEATURES:**

- Pilot DS 2 skis
- Rotax Electronic Reverse
- REV-XP X narrow seat with storage
- Brembo® brake



Build your perfect sled.  
Go to [ski-doo.com](http://ski-doo.com).

## FREERIDE

IF YOU ARE AN EXTREME RIDER, YOU KNOW IT'S EASIER TO GO BIG WHEN YOUR SLED RESPONDS TO YOUR EVERY MOVE. Which is exactly what the Freeride sled does now that it's built on the REV-XM platform with the tMotion rear skid and FlexEdge track. And with beefy KYB Pro 40 shocks and key chassis reinforcements, it's ready for cornice crushing and drops.



Freeride with Transition Wrap • Grip Gloves

### FREERIDE 137



**COLOR:** White/Grey/Manta Green



**PLATFORM:** REV-XM RS

**ENGINE:** E-TEC 800R

**TRACK:** 137 in. PowderMax

**SUSPENSION:** rMotion

**SHOCKS:** KYB Pro 40 R front, KYB Pro 40 rear and center

**FEATURES:**

- Reinforced chassis
- Forward steering position
- Pilot DS 2 skis
- Wider ski stance vs. Summit sled
- Sway bar quick-disconnect
- 2.25-in (5.7 cm) track lugs

### FREERIDE 146-154



**COLOR:** White/Grey/Manta Green



**PLATFORM:** REV-XM RS

**ENGINE:** E-TEC 800R

**TRACK:** 146, 154 in. PowderMax 2 with FlexEdge

**SUSPENSION:** tMotion

**SHOCKS:** KYB Pro 40 R front, KYB Pro 40 rear and center

**FEATURES:**

- Reinforced chassis
- Forward steering position
- Pilot DS 2 skis
- Wider ski stance vs. Summit sled
- Sway bar quick-disconnect
- 2.5-in (6.3 cm) track lugs



Check out the latest news and photos.  
Go to [mountainblog.ski-doo.com](http://mountainblog.ski-doo.com).

# CROSSOVER

AS YOU'RE BLITZING YOUR FAVORITE TRAILS, YOU FEEL THE PULL OF THAT MEADOW FULL OF FRESH SNOW. You want your sled to dominate the trail as easily as it can avoid it. You have the desire to ride for miles or carve for hours in total comfort with less fatigue. The Renegade sled delivers it all.



XP-2 X-Team Dimension Helmet



Renegade Adrenaline • Track and Trail Jacket



Sport Shell + X-Team Winter Highpants



XP-2 X-Team Dimension Helmet



Renegade Adrenaline • XC-3 Intruder Helmet



Helium Goggles




Renegade Adrenaline



rMotion Quick Adjust System



16-in (41 cm) wide RipSaw<sup>®</sup> Tracks



REV-X Platform

## 1 rMOTION REAR SUSPENSION

Others said it couldn't be done, but the rMotion's architecture delivers the standard for control, capability and comfort. By separating the spring and shock and creating the most progressive motion ratio in the industry, sleds with the rMotion suspension become the masters of bumps—big and small. And while its broad sweet spot means you can just get on and ride, adjusting the shocks, springs and coupling block are extremely easy when you want to dial it in.

## 2 rMOTION QUICK ADJUST SYSTEM

When conditions change, adjusters on the running boards make fine-tuning fast and easy—even with gloves on. The left side adjuster controls the rear spring preload, with infinite settings and 40% more adjustment range than the standard rMotion suspension. The right side adjuster tunes rear shock compression damping. (Spring order option only)

## 3 16-IN (41 CM) WIDE RIPSAW TRACKS

A Ski-Doo exclusive, the wider design adds traction on the trails and flotation in deep snow—without sacrificing cornering precision and ease.

## 4 REV-XS BODY STYLE

Others will admire the aggressive and sophisticated layered flowing edge body style. You'll appreciate the excellent fit and finish and wind protection. Plus, the panel shape enables a more aggressive cornering position.

## 5 REV-X PLATFORM

Because of its light weight and strength, Renegade sleds are the standard for agility and precision handling, both on- and off-trail. And its versatile riding position means you're in control and comfortable carving corners, cruising and riding deep snow.

## 6 ELECTRIC START

Push-button electric start comes standard on every liquid-cooled 2014 Renegade sled.



## NEW ROTAX ACE 900 WITH ITC

One of six available Rotax engines for the Renegade, the newest member of the Advanced Combustion Efficiency family uses Intelligent Throttle Control (ITC) for breakthrough adjustability and safety features. There are three shift-on-the-fly driving modes (Sport, Standard, ECO) and a Learning Key performance limiting feature. It opens up a whole new dimension in adjustability. (Adrenaline package only)



## HPG PLUS SHOCKS BY KYB

High-quality, high-pressure gas shocks by KYB have lightweight aluminum bodies and can be revalved and rebuilt. Extremely capable in all riding styles.



## NEW HANDLEBAR CONTROL

Improved for 2014 to be more intuitive—warmer switches have an up-down orientation, and the electronic reverse button is shielded against unintentional activation. Premium version includes mode-set buttons for operating the gauge cluster and is backlit at night. (REV-XS platform only)



## GAUGE CLUSTER

In a glance, get all the data you need from this automotive-style gauge cluster. Premium models add a larger LCD screen with additional features, such as temperature, fuel consumption and altitude.



## REV-XP X SEAT WITH STORAGE

Super comfortable, yet sleek, it includes 1.3 gal (5 L) of storage in the rear. Just the right surface tackiness lets you move side to side easily and with confidence.



## LINQ MOUNTING SYSTEM

BRP's exclusive LinQ system is the fastest and most secure way to attach items to a sled. Several bags and a fuel caddy are offered as accessories. And all compatible 2014 Ski-Doo snowmobile tunnels are premarked for installing LinQ Cargo Base Kit.

## RENEGADE

**YOUR FIRST LOVE IS THE TRAIL.** Shortening the stretches, straightening the corners and smoothing the rough stuff. Yet when the snowfall gets serious, it's playtime. The Renegade sled does it all, and its versatility, adjustability and comfort make it your perfect match.



Renegade Adrenaline • Track and Trail Jacket

SPRING-EXCLUSIVE

### RENEGADE X



**COLOR:** Matte Black/Black, White/Red  
**PLATFORM:** REV-XS, REV-XR  
**ENGINE:** E-TEC 800R, E-TEC 600 H.O., 4-TEC 1200  
**SUSPENSION:** rMotion  
**SHOCKS:** HPG Plus R front, HPG Plus center, KYB Pro 36 rear  
**FEATURES OVER ADRENALINE:**

- Quick Adjust System (option)
- Premium shocks
- Premium gauge cluster
- Racing brake pad
- Backlit handlebar control
- Handguards

### RENEGADE ADRENALINE



**COLOR:** Black  
**PLATFORM:** REV-XS, REV-XR  
**ENGINE:** E-TEC 800R, E-TEC 600 H.O., 4-TEC 1200, ACE 900  
**SUSPENSION:** rMotion  
**SHOCKS:** HPG Plus front, HPG rear and center  
**FEATURES OVER SPORT:**

- rMotion suspension
- Lightweight HPG shocks
- RipSaw track 16 x 137 x 1.25 in. (41 x 348 x 3.2 cm)
- Lightweight aluminum handlebar
- Electric start

### RENEGADE SPORT



**COLOR:** Black  
**PLATFORM:** REV-XP  
**ENGINE:** ACE 600, 550 Fan  
**SUSPENSION:** SC-5M  
**SHOCKS:** Motion Control front and center, HPG rear  
**FEATURES:**

- Pilot 5.7 skis
- Cobra track with 1.25-in (3.2 cm) lug profile
- Brembo brake

 **Build your perfect sled.**  
 Go to [ski-doo.com](http://ski-doo.com).

## RENEGADE BACKCOUNTRY

**WITH FEATURES MORE ON THE FREERIDING SIDE OF THE EQUATION,** the Renegade Backcountry and Renegade Backcountry X sleds are more for those who spend most of their time in powder. Features like a forward foot position, Pilot Deep Snow (DS) 2 skis, taller track lugs and lower gearing make these sleds masters of the deep stuff.



Renegade Backcountry X • XP-2 X-Team Dimension Helmet + Helium Goggles

SPRING-EXCLUSIVE

### RENEGADE BACKCOUNTRY X



**COLOR:** Matte Black/Black, White/Red  
**PLATFORM:** REV-XS  
**ENGINE:** E-TEC 800R, E-TEC 600 H.O.  
**SUSPENSION:** rMotion  
**SHOCK:** HPG Plus R front, HPG Plus center, KYB Pro 36 rear  
**FEATURES OVER BACKCOUNTRY:**

- Quick Adjust System (option)
- Premium shocks
- Premium gauge cluster
- Racing brake pad
- Backlit handlebar control
- Handguards

### RENEGADE BACKCOUNTRY



**COLOR:** Black  
**PLATFORM:** REV-XS  
**ENGINE:** E-TEC 800R, E-TEC 600 H.O.  
**SUSPENSION:** rMotion  
**SHOCKS:** HPG Plus front, HPG center and rear  
**FEATURES:**

- PowderMax track with 1.75-in (4.4 cm) lugs
- Brembo brake
- Rotax Electronic Reverse (RER) button

 Like us on Facebook for all the latest news.  
 Go to [facebook.com/ski-doo](http://facebook.com/ski-doo).

# TRAIL

SOME SEE TRAILS AS THEIR GREATEST CHALLENGE. Others see them as a path to the best scenery. Still others view them as family time. No matter how you view those gorgeous white ribbons, Ski-Doo trail sleds give you everything you need to enjoy your time on them to the fullest.



MX Z X and MX Z X-RS




MX Z X • X-Team Winter Jacket + Highpants – Race Edition



MX Z TNT • XP-2 X-Team Dimension Helmet



XC-3 Intruder Helmet



“Tim Tremblay,  
X-Team Racer and  
2012 ISOC Champion”



MX Z X-RS • Sno-X Shell + Pants



MX Z X + MX Z TNT • X-Team Winter Jacket + Highpants

## TRAIL PERFORMANCE TECHNOLOGY



MX Z X-RS



rMotion Quick Adjust System



iTC Driving Mode Button  
(with ACE 900 engine only)



Taillight, Snowflap

### 1 rMOTION REAR SUSPENSION

Others said it couldn't be done, but the rMotion's architecture delivers the standard for control, capability and comfort. By separating the spring and shock and creating the most progressive motion ratio in the industry, sleds with the rMotion suspension become the masters of bumps—big and small. And while its broad sweet spot means you can just get on and ride, adjusting the shocks, springs and coupling block are extremely easy when you want to dial it in.

### 2 rMOTION QUICK ADJUST SYSTEM

When conditions change, adjusters on the running boards make fine-tuning fast and easy—even with gloves on. The left side adjuster controls the rear spring preload, with infinite settings and 40% more adjustment range than the standard rMotion suspension. The right side adjuster tunes rear shock compression damping. (Spring order option only)

### 3 ROTAX E-TEC ENGINE

Has the guts to shorten any straight and roar out of any corner. Exclusive direct-injection technology means class-leading fuel and oil economy, super smooth operation, light, linear throttle pull and almost no smoke or smell.

### 4 NEW INTELLIGENT THROTTLE CONTROL

Sleds equipped with the new Rotax ACE 900 engine also include the new Intelligent Throttle Control (iTC) system. It's the industry's first throttle-by-wire system providing an ultra-smooth engagement and seamless power delivery. The iTC system opens up a whole new dimension of adjustability with three shift-on-the-fly driving modes (Sport, Standard, ECO) and a Learning Key performance limiting feature. (TNT package only)

### 5 TAILLIGHT, SNOWFLAP

LED taillight technology is brighter and more compact. And the snowflap is designed to not catch the track when reversing. (With REV-XS platform only)

### 6 REV-XS BODY STYLE

Layered flowing edge styling with origami-like surfaces reflect the modern, cutting-edge technology everywhere on this sled. Yet it's not just a pretty—and aggressive—face, with its outstanding wind protection, excellent fit and finish and better serviceability.

### 7 AGGRESSIVE RIDER POSITION

The corners of the REV-XS side panels are angled to give you room to get way forward for more leverage in attacking corners.

### 8 NEW REV-XS RS CHASSIS

Front shock towers and wide running boards are reinforced to take all the abuse you and the trails can dish out. The same chassis design as the race sled. (X-RS package only)

### 9 LINQ MOUNTING SYSTEM

BRP's exclusive LinQ system is the fastest and most secure way to attach items to a sled. Several bags and a fuel caddy are offered as accessories. And all compatible 2014 Ski-Doo snowmobile tunnels are premarked for installing LinQ cargo base kit.

## OTHER FEATURES



### PILOT 5.7 SKIS

A second keel on the outside edge of the Pilot 5.7 ski adds more bite in corners and virtually eliminates darting.



### RIPSAW TRACK

Excellent traction and control in nearly all conditions with standard 1.25-in (3.2 cm) lugs. Lightweight design.



### NEW HANDLEBAR CONTROL

Redesigned for 2014 to be more intuitive—warmer switches have an up-down orientation, and the electronic reverse button is shielded against unintentional activation. Premium version includes mode-set buttons for operating the gauge cluster and is backlit at night. (With REV-XS platform only)



### GLOVE BOX

Keep important items, like your phone, GPS receiver, spare goggles and gloves, within easy reach and out of the elements. (With REV-XS platform only)



### REV-XP X SEAT WITH STORAGE

Its low-profile design gives you all the room—and comfort—you need to move around and take control. Plus, there's 1.3 gal (5 L) of storage in the rear.



### AUXILIARY LED LIGHT

Available as an accessory, this industry-first light bar integrates perfectly into the sled's design. A complete 10-LED lamp throws out an additional 2100 lumens in a super-wide, foglight-type pattern. Illuminates with the high beams.

## MX Z

THERE'S A REASON OUR PRIMARY RACE SLED IS AN MX Z—because once its features have been pushed to the extremes by the most demanding riders, we know they're ready for your roughest, thirstiest trail rides. If it can make quick work of a massive triple and bang ditches for hours, imagine what it can do for your Sunday ride.



MX Z X-RS • XP-2 X-Team Dimension Helmet + Holeshot Goggles

SPRING-EXCLUSIVE

### MX Z X-RS



**COLOR:** Matte Black/Yellow  
**PLATFORM:** REV-XS RS  
**ENGINE:** E-TEC 800R, E-TEC 600 H.O.  
**SUSPENSION:** rMotion + Quick Adjust System (option)  
**SHOCKS:** KYB Pro 40  
**FEATURES OVER X:**

- REV-XS RS reinforced chassis
- KYB Pro 40 shocks
- High sampling rate gauge record mode
- Additional idler wheels

### MX Z X



**COLOR:** Matte Black/Black, Orange/Black  
**PLATFORM:** REV-XS, REV-XR  
**ENGINE:** E-TEC 800R, E-TEC 600 H.O., 4-TEC 1200  
**SUSPENSION:** rMotion + Quick Adjust System (option)  
**SHOCKS:** HPG Plus R front, HPG Plus center, KYB Pro 36 rear  
**FEATURES OVER TNT:**

- Quick Adjust System (option)
- Premium shock package
- Premium gauge cluster
- Racing brake pad
- Handguards

Check out the latest racing news.  
Go to [ontrack.ski-doo.com](http://ontrack.ski-doo.com).



MX Z TNT • XP-2 X-Team Dimension Helmet + Holeshot Goggles

### MX Z TNT



**COLOR:** Black/Yellow  
**PLATFORM:** REV-XS, REV-XR  
**ENGINE:** E-TEC 800R, E-TEC 600 H.O., 4-TEC 1200, ACE 900  
**SUSPENSION:** rMotion  
**SHOCKS:** HPG Plus  
**FEATURES OVER SPORT:**

- rMotion
- HPG Plus shocks
- Aluminum handlebar
- Painted tunnel

### MX Z SPORT



**COLOR:** Black/Yellow  
**PLATFORM:** REV-XP  
**ENGINE:** ACE 600, 600 Carb, 550 Fan  
**SUSPENSION:** SC-5  
**SHOCKS:** Motion Control  
**FEATURES:**

- Pilot 5.7 skis
- RipSaw track with 1.25-in (3.2 cm) lug profile
- Brembo brake

"[...] what we have found to be the best bang for the buck in snowmobiling for a number of years, the MX Z Sport fitted with the carbred 600 Rotax engine."

—SnowTech Magazine

Build your perfect sled.  
Go to [ski-doo.com](http://ski-doo.com).


## TRAIL TOURING TECHNOLOGY



GSX LE



Learning Key  
(with ACE 900 engine only)



SilentDrive System



Heated Seat and Handwarmer Controls

### 1 NEW rMOTION REAR SUSPENSION

The extreme capability, control and comfort of this conventionally designed suspension comes to the trail touring segment. Separating the spring and shock gives you the smoothest ride in the ripples, yet also the ability to swallow spine-tinglers. Longer rails also reduce sound and improve efficiency. (SE, LE packages only)

### 2 NEW ROTAX ACE 900 ENGINE WITH iTC

A great choice for trail riders. Not only do you get 90 hp with outstanding fuel efficiency and ultra-low maintenance, but the new iTC throttle-by-wire technology lets you choose one of three driving modes. Also, you can limit speed with the Learning Key. (LE packages only)

### 3 NEW SILENTDRIVE SYSTEM

The SilentDrive<sup>1</sup> System, with new drivers, interior track design and suspension geometry, delivers a major noise reduction of up to 65% (5 dB) at the track at cruising speeds. Plus, riders will feel 70% less vibration at their feet for a more comfortable ride. (Grand Touring LE ACE 900 only)

### 4 CONVENIENCE FEATURES

You are surrounded by the little things that make putting on big miles easier, such as mirrors, electric start, reverse, heated visor outlets, large windshields and more.

### 5 REV-X PLATFORM

Light weight and easy handling. Plus, the versatile driver positions enable you to stretch out and relax, or get up on the bars for dissecting corners.

### 6 HEATED SEAT AND HANDWARMER CONTROLS

Choose one of five heat settings to take the edge off of those cold mornings. (SE packages only)

### 7 TILT STEERING

Put the controls of your sled right where you want them with the flip of a lever. Four positions. (SE packages only)

### 8 WIND PROTECTION


REV-XR, REV-XS and REV-XP bodies are all designed with excellent wind protection, boosted by larger windshields. Additional deflectors on select models also keep passengers warm.

## OTHER FEATURES



### PREMIUM GAUGES

The three-zone LCD screen can be customized to show the data most important to you. And the start-up screen on E-TEC models now indicates percentage of engine break-in remaining. (SE, LE packages only)



### eDRIVE™ 2 CLUTCH

With six arms instead of three, special materials and machined surfaces, this is ideally matched to the low-end torque and power curve of the 4-TEC 1200 engine, ensuring quick response and durability.



### AIR CONTROL SUSPENSION

Tailor your ride on the fly with the handlebar rocker switch. Select one of five preload settings for the rear shock to adapt to changing conditions or loads. (SE packages only)



### LINQ PREMIUM TUNNEL BAG

Take along your gear quickly, easily, securely and in style with the standard LinQ large expandable semi-rigid tunnel bag. LinQ attachment cleats are also standard.



### NEW HANDLEBAR CONTROL

Even more intuitive. Warmer switches are oriented to up-down operation; electronic reverse button shielded against unintentional activation. It is backlit at night and it includes mode-set buttons for operating gauge cluster. (REV-XS platform only)



### NEW REV-XS PLATFORM

The next generation of perfection, with striking styling, added features and wind protection. (GSX LE only)

## GSX

**DON'T LET THE TERM LUXURY THROW YOU OFF WHEN DESCRIBING THIS SLED.** With the GSX model, luxury isn't just comfort. It's also precise handling, acceleration, the most capable suspension and meaningful technology that enables you to get more from your snowmobiling experience.



## GSX SE



**COLOR:** Pure Magnesium, Black  
**PLATFORM:** REV-XR  
**ENGINE:** E-TEC 800R, E-TEC 600 H.O., 4-TEC 1200  
**TRACK:** 137 in. RipSaw  
**SUSPENSION:** rMotion with ACS (Air Control Suspension)  
**SHOCKS:** HPG front and center, ACS rear  
**FEATURES:**

- Air Control Suspension
- Tilt steering
- Heated seat
- High windshield
- Mirrors
- LinQ bag
- Electric start and push-button reverse
- 12 V power and heated visor outlets

## GSX LE



**COLOR:** Viper Red  
**PLATFORM:** REV-XS, REV-XR  
**ENGINE:** E-TEC 600 H.O., 4-TEC 1200, ACE 900  
**TRACK:** 120 in. RipSaw  
**SUSPENSION:** rMotion  
**SHOCKS:** HPG front and rear, Motion Control center  
**FEATURES:**

- High windshield
- Mirrors
- LinQ bag
- Electric start and push-button reverse
- 12 V power and heated visor outlets

## GRAND TOURING

**OUR GRAND TOURING SLEDS ARE FOR THOSE WHO JUST CAN'T KEEP THE UNIQUE BEAUTY OF WINTER TO THEMSELVES.** They are easy handling and designed to keep two—or even three—riders comfortable, warm and content on long winter adventures.



## GRAND TOURING SE



**COLOR:** Hybrid White, Black  
**PLATFORM:** REV-XR  
**ENGINE:** 4-TEC 1200  
**SUSPENSION:** rMotion with ACS (Air Control Suspension)  
**SHOCKS:** HPG  
**FEATURES OVER LE:**

- Air Control Suspension
- Tilt steering
- Heated seat
- Console padding
- Tunnel bag, side cases

## GRAND TOURING LE



**COLOR:** Black  
**PLATFORM:** REV-XR  
**ENGINE:** E-TEC 600 H.O., 4-TEC 1200, ACE 900  
**SUSPENSION:** rMotion  
**SHOCKS:** HPG front and rear, Motion Control center  
**FEATURES OVER SPORT:**

- rMotion suspension
- SilentDrive System™
- Upgraded shocks
- Premium gauge cluster
- 12 V power outlets
- Passenger amenities (adjustable handholds, heated grips, heated boot and visor outlets)
- Extra high windshield

## GRAND TOURING SPORT



**COLOR:** White/Black  
**PLATFORM:** REV-XP  
**ENGINE:** ACE 600, 600 Carb, 550 Fan  
**SUSPENSION:** SC-5M  
**SHOCKS:** Motion Control  
**FEATURES:**

- Pilot 5.7 SL skis
- RipSaw track
- Mirrors
- Cargo rack
- Visor power outlet (front)

\*With 2+1 seat accessory. \*\*With ACE 900 engine choice.

## UTILITY

FOR SOME COMPANIES, UTILITY SLEDS ARE A HOBBY. To us, they're integral to our heritage. So we take great pleasure in offering the widest selection of sleds capable of getting the job done. And ensure that you have fun doing it.



## SPORT-UTILITY TECHNOLOGY



Expedition SE



Skandic SWT

### 1 REV-XU PLATFORM

We start with a solid base in creating a true sport-utility sled. The REV-XU chassis is strong and its driver position is comfortable if you're cruising down trails or heading out into the bush. And its three utility body styles—Expedition, Skandic and Tundra—are equally suited for making an impression or making a buck.

### 2 LTS FRONT SUSPENSION

Our exclusive telescopic design is unrivaled for slow-speed, off-trail riding—it allows for a flat and wide belly pan that acts like a toboggan, sliding on deep snow and over obstacles. (Skandic and Tundra only)

### 3 SC-5U REAR SUSPENSION

Refined ride both on trail and on powder. Its articulated rail can be raised to one of five levels to reduce its footprint on packed snow for easier cornering and to enable reverse in deep snow. It can also be locked into place when towing.

### 4 LARGE TRACKS

If you're going to be floating or pulling, you want all the track you can get. Our sport-utes feature tracks all the way up to a massive 24 x 156 in. (61 x 396 cm) on the Skandic SWT.

### 5 SYNCHROMESH TRANSMISSION

Take off from a stop smoothly, even with a heavy load, thanks to one reverse and two forward gears. Can also be shifted on the fly.

### 6 ROTAX ACE 600 ENGINE

At 60 hp, it's just the right amount of power for work sleds. Advanced Combustion Efficiency technology makes it quieter, and delivers extremely low maintenance and the most fuel efficiency in the industry—everything an owner wants in a work vehicle.

### 7 NEW ROTAX ACE 900 ENGINE WITH iTC

Not only do you get 90 hp with outstanding fuel efficiency and ultra-low maintenance, but the new iTC throttle-by-wire technology lets you choose one of three driving modes. Also, you can limit speed with the Learning Key. (Expedition Sport model only)

All features not available on all models. See specifications on pages 32-34 for details.

## EXPEDITION

EXPEDITION SLEDS DO IT ALL, ready to pull an ice shanty, crawl through the deep woods or take a companion on a spirited Sunday ride.

SPRING-EXCLUSIVE

### EXPEDITION SE



**COLOR:** White/Black  
**PLATFORM:** REV-XU  
**ENGINE:** 4-TEC 1200, E-TEC 600 H.O.  
**TRACK:** 20 x 154 x 1.25 in. (51 x 391 x 3.2 cm)  
**SUSPENSION:** SC-5U with ACS (Air Control Suspension)  
**SHOCKS:** Motion Control front and center, ACS rear  
**FEATURES OVER LE:**

- Air Control Suspension
- WARN winch (1500 lb/680 kg)
- Heavy-duty front bumper
- Skid plate
- Tilt steering
- High-capacity battery
- 12 V accessory outlets
- Cargo box

### EXPEDITION LE



**COLOR:** Black  
**PLATFORM:** REV-XU  
**ENGINE:** 4-TEC 1200, E-TEC 600 H.O.  
**TRACK:** 20 x 154 x 1.25 in. (51 x 391 x 3.2 cm)  
**SUSPENSION:** SC-5U  
**SHOCKS:** Motion Control front and center, HPG rear  
**FEATURES OVER SPORT:**

- Wider track
- Premium gauge cluster
- 12 V power outlet
- Heated and adjustable passenger handholds

### EXPEDITION SPORT



**COLOR:** White/Black  
**PLATFORM:** REV-XP, REV-XS (ACE 900)  
**ENGINE:** ACE 900, ACE 600, 550 Fan  
**TRACK:** 16 x 154 x 1.5 in. (41 x 391 x 3.8 cm) Charger™  
**SUSPENSION:** SC-5U  
**SHOCKS:** Motion Control front and center, HPG rear  
**FEATURES:**

- Pilot DS 2 skis
- Electric start and reverse
- Cargo rack, hitch

## SKANDIC

THEY'RE STAPLES ON SKI HILLS, pulling groomers and in search and rescue organizations for a reason. They're seriously capable, with specific features for heavy-duty work and deep snow operation.

### SKANDIC SWT



**COLOR:** Yellow/Black  
**PLATFORM:** REV-XU  
**ENGINE:** E-TEC 600 H.O., ACE 600  
**TRACK:** 24 x 156 x 1.25 in. (61 x 396 x 3.2 cm)  
**FRONT SUSPENSION:** LTS  
**REAR SUSPENSION:** SC-5U  
**FEATURES:**

- Synchromesh transmission 2-1-N-R
- Pilot DS skis with 10-in (25 cm) liner
- Radiator with electric fan
- Rack, hitch
- Underseat storage

### SKANDIC WT



**COLOR:** Yellow/Black  
**PLATFORM:** REV-XU  
**ENGINE:** E-TEC 600 H.O., ACE 600, 550F  
**TRACK:** 20 x 154 x 1.5 in. (51 x 391 x 3.8 cm)  
**FRONT SUSPENSION:** LTS  
**REAR SUSPENSION:** SC-5U  
**FEATURES:**

- Synchromesh transmission 2-1-N-R
- Pilot DS skis
- Radiator with electric fan
- Rack, hitch
- Underseat storage



Expedition SE



Skandic SWT

Like us on Facebook for all the latest news.  
Go to [facebook.com/ski-doo](https://facebook.com/ski-doo).

## TUNDRA

LIGHTWEIGHT, NIMBLE TRANSPORTATION that can go almost anywhere and do almost any job. Want some extra fun and zip in deep snow? Check out the nothing-like-it Tundra Xtreme.



Tundra LT • Holeshot Jacket + Gloves

### TUNDRA XTREME



**COLOR:** Black  
**PLATFORM:** REV-XU  
**ENGINE:** E-TEC 600 H.O.  
**TRACK:** 16 x 154 x 2.25 in. (41 x 391 x 5.7 cm) PowderMax  
**SUSPENSION:** SC-5U  
**FEATURES OVER LT:**

- E-TEC 600 H.O. engine
- 2.25-in lug PowderMax track
- REV-XP X seat with storage

### TUNDRA LT



**COLOR:** Yellow/Black  
**PLATFORM:** REV-XU  
**ENGINE:** ACE 600, 550 Fan  
**TRACK:** 16 x 154 x 1.5 in. (41 x 391 x 3.8 cm) Charger  
**SUSPENSION:** SC-5U  
**FEATURES OVER SPORT:**

- Longer track
- Higher windshield
- Hitch

### TUNDRA SPORT



**COLOR:** Yellow/Black  
**PLATFORM:** REV-XU  
**ENGINE:** ACE 600, 550 Fan  
**TRACK:** 16 x 137 x 1.25 in. (41 x 348 x 3.2 cm) Cobra  
**SUSPENSION:** SC-5M  
**FEATURES:**

- Pilot DS 2 skis
- 32-in (81 cm) narrow ski stance
- Integrated bumpers
- Rack

 **Build your perfect sled.**  
Go to [ski-doo.com](http://ski-doo.com).



## RIDING GEAR - ACCESSORIES - GENUINE PARTS

We understand it's more than just great snowmobiles—it's your leisure time. Time with friends, family, the solitude of nature or pushing your limits. Whatever it is, we want to make sure your time is memorable and fun. That's why we develop the best gear, accessories and parts, to elevate your experience.

To see our full range of products, visit [store.ski-doo.com](http://store.ski-doo.com) or drop by your Ski-Doo dealer.





MCode Jacket + Pants

## MOUNTAIN GEAR

Mountain riding is different. So it requires different gear for both the sled and the rider. Our clothing is constructed of the best materials that breathe, with the best fit and function to assure great performance. And our mountain sled accessories integrate perfectly because they were designed in conjunction with the vehicle.




Powder Plow for Windshield



Adjustable Riser



Ice Scratcher



1 XP-R2 Carbon Light Chili Helmet 2 Helium Goggles  
3 Helium 50 Jacket + Highpants 4 Grip Gloves

# LinQ SYSTEM™

The LinQ system is a sturdy, full-lock mounting system featured on a complete line of accessories. It provides an easier, faster and secure way to attach and remove accessories on your snowmobile. You can now instantly transform your vehicle to suit the need of the moment.

- **Fast:** Instantly “plug in” accessories
- **Secure:** Full-lock mechanism
- **Easy:** No tools required
- **Exclusive:** To BRP



LinQ Fuel Caddy




LinQ Premium Tunnel Bag / Medium 19+3 L



LinQ Premium Tunnel Bag / Short 10+3 L



Slim Tunnel Bag



Warm-Up Team Coat



Sno-X Shell Race Edition Jacket



Full-Body Skid Plate

## PERFORMANCE GEAR

To get the most performance from your sled, you want gear that performs. From race proven riding gear that shows your passion to accessories that add performance, comfort and functionality, we have the gear that takes your rides to the next level.



XP-2 X-Team Dimension Helmet



Riser Block Bag / Short (3 L)



Auxiliary LED Light




1 XP-2 X-Team Dimension Helmet 2 X-Team Winter Jacket  
3 X-Team Nylon Gloves 4 X-Team Winter Highpants



BV2S Helmet



Glide LED Jacket



1

2

3

1 BV2S Helmet 2 Absolute 0 Jacket 3 Absolute 0 Highpants



Ski-Doo Carrier Backpack by Ogio



Ultralight Base Layer (Top)  
Technical Fleece Jacket + Pants



Utility XS/XM Bumper

## RECREATIONAL GEAR

You demand value for your money and with our Recreational Gear, we deliver. Choose from a wide selection of riding gear with different materials, insulation levels, styles and price points to match your needs.



Saddlebag



1 + 1 Complete Seat System



1

2

3

4

1 Track & Trail Jacket (Men's + Women's) 2 Modular 2 Helmet  
3 Ladies' Muskoka Gloves 4 Track & Trail Highpants (Men's + Women's) 39

## TOURING GEAR

Our passion for innovation goes way beyond our sleds—and you can see it in our Touring clothing and accessories. From one-of-a-kind helmets and gloves to GPS systems and cargo bags, we keep you warm and comfortable on even the longest rides.



Heated Gloves



Semi-Rigid Tunnel Bag



Ultra High Windshield



Modular Tunnel Bag Extension



Semi-Rigid Tunnel Bag +  
Modular Tunnel Bag Extension

# SPECIFICATIONS

		MOUNTAIN					CROSSOVER					TRAIL			
MODEL		SUMMIT			FREERIDE		RENEGADE					MX Z			
CHOOSE YOUR PACKAGE	X	SP	SPORT	137	146 / 154	X	ADRENALINE	SPORT	BACKCOUNTRY X	BACKCOUNTRY	X-RS	X	TNT	SPORT	
COLOR	Matte Black/Red, Black, White/Red	Orange/Black, Black	Black	White/Grey	White/Grey	Matte Black/Black, White/Red (800R, 600 H.O.)	Black	Black	Matte Black/Black, White/Red (800R)	Black	Matte Black/Yellow	Matte Black/Black, Orange/Black (800R, 600 H.O.)	Black/Yellow	Black/Yellow	
FEATURES PLATFORM	REV-XM	REV-XM	REV-XP	REV-XM RS	REV-XM RS	REV-XS (800R, 600 H.O.) REV-XR (1200) Pilot 5.7 REV-XP X with storage Aluminum with J-hooks	REV-XS (800R, 600 H.O., ACE 900) REV-XR (1200) Pilot 5.7 REV-XP X with storage Aluminum with J-hooks	REV-XP Pilot 5.7 REV-XP Painted straight steel with J-hooks	REV-XS Pilot DS 2 REV-XP X with storage Aluminum with J-hooks/Grab handle	REV-XS Pilot DS 2 REV-XP X with storage Aluminum with J-hooks/Grab handle	REV-XS RS Pilot 5.7 REV-XP X narrow with storage Straight aluminum with J-hooks	REV-XS (800R, 600 H.O.) REV-XR (1200) Pilot 5.7 REV-XP X with storage Straight aluminum with J-hooks	REV-XS (800R, 600 H.O., ACE 900) REV-XR (1200) Pilot 5.7 REV-XP X with storage Straight aluminum with J-hooks	REV-XP Pilot 5.7 REV-XP with storage Straight steel with J-hooks	
SEATING	Pilot DS 2	Pilot DS 2	Pilot DS 2	Pilot DS 2	Pilot DS 2	Standard	Standard	Optional (550F) Standard (ACE 600) RER (550F)	Optional (800R) Standard (600 H.O.) RER	Optional (800R) Standard (600 H.O.) RER	Optional (800R) Standard (600 H.O.) RER	Optional (800R, 600 H.O.) RER (800R, 600 H.O.) Mechanical (1200) Standard	Optional (800R, 600 H.O., ACE 900) RER (800R, 600 H.O.) Mechanical (ACE 900, 1200) Standard	Optional (600 Carb, 550F) Standard (ACE 600) RER (600 Carb, 550F) Mechanical (ACE 600) Standard	
HANDLEBAR	Aluminum, tapered with J-hooks/Grab handle	Aluminum with J-hooks/Grab handle	Straight steel with J-hooks/Grab handle	Aluminum, tapered with J-hooks/Grab handle	Aluminum, tapered with J-hooks/Grab handle	Standard	Standard	Mechanical (ACE 600)	Optional (800R) Standard (600 H.O.) RER	Optional (800R) Standard (600 H.O.) RER	Optional (800R) Standard (600 H.O.) RER	Optional (800R, 600 H.O.) RER (800R, 600 H.O.) Mechanical (1200) Standard	Optional (800R, 600 H.O., ACE 900) RER (800R, 600 H.O.) Mechanical (ACE 900, 1200) Standard	Optional (600 Carb, 550F) Standard (ACE 600) RER (600 Carb, 550F) Mechanical (ACE 600) Standard	
ELECTRIC START	Optional	Optional	Optional (accessory)	Optional	Optional	Standard	Standard	Mechanical (ACE 600)	Optional (800R) Standard (600 H.O.) RER	Optional (800R) Standard (600 H.O.) RER	Optional (800R) Standard (600 H.O.) RER	Optional (800R, 600 H.O.) RER (800R, 600 H.O.) Mechanical (1200) Standard	Optional (800R, 600 H.O., ACE 900) RER (800R, 600 H.O.) Mechanical (ACE 900, 1200) Standard	Optional (600 Carb, 550F) Standard (ACE 600) RER (600 Carb, 550F) Mechanical (ACE 600) Standard	
REVERSE	RER	RER	RER	RER	RER	RER (800R, 600 H.O.) Mechanical (1200) Standard	RER (800R, 600 H.O.) Mechanical (ACE 900, 1200) Standard	Optional (550F) Standard (ACE 600) RER (550F)	Optional (800R) Standard (600 H.O.) RER	Optional (800R) Standard (600 H.O.) RER	Optional (800R) Standard (600 H.O.) RER	Optional (800R, 600 H.O.) RER (800R, 600 H.O.) Mechanical (1200) Standard	Optional (800R, 600 H.O., ACE 900) RER (800R, 600 H.O.) Mechanical (ACE 900, 1200) Standard	Optional (600 Carb, 550F) Standard (ACE 600) RER (600 Carb, 550F) Mechanical (ACE 600) Standard	
HEATED GRIPS	Standard	Standard	Standard	Standard	Standard	Standard	Standard	Standard	Standard	Standard	Standard	Standard	Standard	Standard	
MIRRORS	Optional	Optional	Optional	Optional	Optional	Optional	Optional	Optional	Optional	Optional	Optional	Optional	Optional	Optional	
WINDSHIELD (MM / IN)	285 / 12	285/12	375/15	152/6	152/6	285/12 (800R, 600 H.O.) 250/10 (1200) Optional	375/15	375/15	285/12	375/15	152/6	285/12	375/15	375/15	
HITCH	Optional	Optional	Optional	Optional	Optional	Optional	Optional	Optional	Optional	Optional	Optional	Optional	Optional	Optional	
GAUGE	Multifunction	Multifunction	Analog with display	Multifunction	Multifunction	Multifunction	Analog with display	Analog with display	Multifunction	Analog with display	Multifunction	Multifunction	Analog with display	Analog with display	
SPEEDOMETER	Standard	Standard	Standard	Standard	Standard	Standard	Standard	Standard	Standard	Standard	Standard	Standard	Standard	Standard	
TACHOMETER	Standard	Standard	Standard	Standard	Standard	Standard	Standard	Standard	Standard	Standard	Standard	Standard	Standard	Standard	
FUEL GAUGE	Standard	Standard	Standard	Standard	Standard	Standard	Standard	Standard	Standard	Standard	Standard	Standard	Standard	Standard	
ENGINE TEMPERATURE GAUGE	Standard	Standard	Optional	Standard	Standard	Standard	Optional	N/A	Standard	Optional	Standard	Standard	Optional	Optional	
SUSPENSION	Dual A-arms	Dual A-arms	Dual A-arms	Dual A-arms	Dual A-arms	Dual A-arms	Dual A-arms	Dual A-arms	Dual A-arms	Dual A-arms	Dual A-arms	Dual A-arms	Dual A-arms	Dual A-arms	
FRONT SUSPENSION	HPG Plus	HPG	Motion Control	KYB PRO 40R Easy-Adjust	KYB PRO 40R Easy-Adjust	HPG Plus R	HPG Plus	Motion Control	HPG Plus R	HPG Plus	KYB PRO 40R Easy-Adjust	HPG Plus R	KYB PRO 40R Easy-Adjust	Motion Control	
FRONT SHOCK	tMotion	tMotion	tMotion	tMotion	tMotion	rMotion	rMotion	rMotion	SC-5M	rMotion	rMotion	rMotion	rMotion	SC-5	
REAR SUSPENSION	N/A	N/A	N/A	N/A	N/A	Optional	N/A	N/A	N/A	N/A	Optional	Optional	N/A	N/A	
rMotion QUICK ADJUST SYSTEM	HPG Plus	HPG	Motion Control	KYB PRO 40 Easy-Adjust	KYB PRO 40 Easy-Adjust	HPG Plus	HPG Plus	Motion Control	HPG Plus	HPG	KYB PRO 40 Easy-Adjust	HPG Plus	HPG Plus	Motion Control	
CENTER SHOCK	HPG Plus	HPG	HPG	KYB PRO 40 Easy-Adjust	KYB PRO 40 Easy-Adjust	KYB PRO 36 Easy-Adjust	HPG	HPG	KYB PRO 36 Easy-Adjust	HPG	KYB PRO 40 Easy-Adjust	HPG Plus	HPG Plus	Motion Control	
REAR SHOCK	HPG Plus	HPG	HPG	KYB PRO 40 Easy-Adjust	KYB PRO 40 Easy-Adjust	KYB PRO 36 Easy-Adjust	HPG	HPG	KYB PRO 36 Easy-Adjust	HPG	KYB PRO 40 Easy-Adjust	HPG Plus	HPG Plus	Motion Control	
BRAKE SYSTEM	Brembo racing brake with braided stainless-steel brake line	Brembo racing brake with braided stainless-steel brake line	Brembo brake with braided stainless-steel brake line	Brembo racing brake with braided stainless-steel brake line	Brembo racing brake with braided stainless-steel brake line	Brembo racing brake with braided stainless-steel brake line	Brembo brake with braided stainless-steel brake line	Brembo brake with braided stainless-steel brake line	Brembo racing brake with braided stainless-steel brake line	Brembo brake with braided stainless-steel brake line	Brembo racing brake with braided stainless-steel brake line	Brembo racing brake with braided stainless-steel brake line	Brembo brake with braided stainless-steel brake line	Brembo brake with braided stainless-steel brake line	
CHOOSE YOUR ROTAX ENGINE	E-TEC 800R	E-TEC 800R E-TEC 600 H.O.	PowerT.E.K. 800R 600 Carb	E-TEC 800R	E-TEC 800R	E-TEC 800R E-TEC 600 H.O. 4-TEC 1200	E-TEC 800R E-TEC 600 H.O. ACE 900 4-TEC 1200	550F ACE 600	E-TEC 800R E-TEC 600 H.O.	E-TEC 800R E-TEC 600 H.O.	E-TEC 800R E-TEC 600 H.O.	E-TEC 800R E-TEC 600 H.O. 4-TEC 1200	E-TEC 800R E-TEC 600 H.O. 4-TEC 1200	600 Carb 550F ACE 600	
FUEL TANK (LITERS/GALLONS)	40/10.6 3.7/3.9	40/10.6 3.7/3.9	40/10.6 3.7/3.9	40/10.6 3.7/3.9	40/10.6 3.7/3.9	40/10.6 3.7/3.9 (800R, 600 H.O.) 3.5/3.7 (1200)	40/10.6 3.7/3.9 (800R, 600 H.O.) 3.3/3.5 (ACE 900) 3.5/3.7 (1200)	40/10.6 3.7/3.9 (550F) 2.1/2.2 (ACE 600)	40/10.6 3.7/3.9	40/10.6 3.7/3.9	40/10.6 3.7/3.9	40/10.6 3.7/3.9 (800R, 600 H.O.) 3.5/3.7 (1200)	40/10.6 3.7/3.9 (800R, 600 H.O.) 3.3/3.5 (ACE 900) 3.5/3.7 (1200)	40/10.6 3.7/3.9 (600 Carb, 550F) 2.1/2.2 (ACE 600)	
CHOOSE YOUR TRACK	2.5 in. PowderMax 2 (short rods)	2.5 in. PowderMax 2 (short rods) [800R] 2.25 in. PowderMax (short rods) [600 H.O.]	2.25 in. PowderMax (short rods)	2.25 in. PowderMax	2.5 in. PowderMax 2 (short rods)	1.25 in. RipSaw	1.25 in. RipSaw	1.25 in. Cobra	1.75 in. PowderMax	1.75 in. PowderMax	1.25 in. RipSaw	1.25 in. RipSaw	1.25 in. RipSaw	1.25 in. RipSaw (600 Carb, 550F) 1 in. RipSaw (ACE 600)	
SKI STANCE (MM / IN)	907 or 950/35.7 or 37.4	907 or 950/35.7 or 37.4	907 or 950/35.7 or 37.4 (800R) 975 or 1018/38.4 or 40.1 (600 Carb)	975 or 1019/38.4 or 40.1	975 or 1019/38.4 or 40.1	1077/42.4	1077/42.4	1077/42.4	975 or 1019/38.4 or 40.1	975 or 1019/38.4 or 40.1	1077/42.4	1077/42.4	1077/42.4	1077/42.4	
TRACK NOMINAL WIDTH (MM/IN)	406/16	406/16	406/16	406/16	406/16	406/16	406/16	381/15	406/16	406/16	381/15	381/15	381/15	381/15	
TRACK NOMINAL LENGTH (MM/IN)	3705/146	3705/146	3923/154	3487/137	3705/146	3487/137	3487/137	3487/137	3487/137	3487/137	3051/120	3051/120	3051/120	3051/120	
TRACK PROFILE HEIGHT (MM/IN)	4141/163	4141/163 [800R]	63.5/2.5 [800R]	57.2/2.25	63.5/2.5 [800R]	31.8/1.25	31.8/1.25	31.8/1.25	44/1.75	44.5/1.75	31.8/1.25	31.8/1.25	31.8/1.25	31.8/1.25 (600 Carb, 550F) 25.4/1 (ACE 600)	
OFFICIAL DRY WEIGHT (KG/LB)	206/454 (146 in.) 208/459 (154 in.) 211/464 (163 in.)	208/459 (146 in.) [800R] 210/464 (154 in.) [800R] 213/469 (163 in.) [800R] 206/454 (146 in.) [600 H.O.] 207/456 (154 in.) [600 H.O.]	206/455 (800R) 196/432 (600 Carb)	219/483	220/485 (146 in.) 222/489 (154 in.)	222/489 (800R) 218/480 (600 H.O.) 237/522 (1200)	222/490 (800R) 218/481 (600 H.O.) 228/503 (ACE 900) 241/532 (1200)	199/439 (550F) 213/470 (ACE 600)	214/471 (800R) 220/486 (600 H.O.)	214/472 (800R) 220/485 (600 H.O.)	210/463 (800R) 218/481 (600 H.O.)	214/472 (800R) 210/462 (600 H.O.) 232/512 (1200)	212/468 (800R) 207/456 (600 H.O.) 220/485 (ACE 900) 230/507 (1200)	191/420 (600 Carb) 192/423 (550F) 206/454 (ACE 600)	





## THE WORLD IS OUR PLAYGROUND

Nothing is more valuable than your playtime. That is why BRP is dedicated to continually finding new and better ways to help you enjoy your favorite power sports. From snow to water to both on- and off-road fun, our passion for adventure fuels the innovations that result in the ultimate power sports experience for our customers. We value



the land and water we play on and are committed to protecting it. Our desire to thrill is paired with an emphasis on rider responsibility, placing personal safety above all else. So that each outing can be the most enjoyable, memorable and thrilling experience possible. Because your free time should always be your best time.

[www.brp.com](http://www.brp.com)



SKI-DOO® LYNX® SEA-DOO® EVINRUDE® JOHNSON® ROTAX® CAN-AM®